

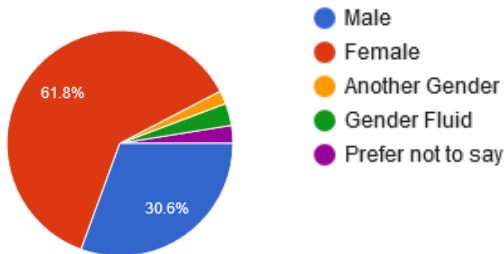
Sci-Fi on the Rock 12 Statistics

Each year we see between 2000-3000 attendees at Sci-Fi on the Rock. Once the convention is over we circulate a popular survey to gain knowledge into how people felt, thought, and acted throughout the weekend. We have compiled the results we felt would be interesting for our sponsors, donors, vendors, and groups here.

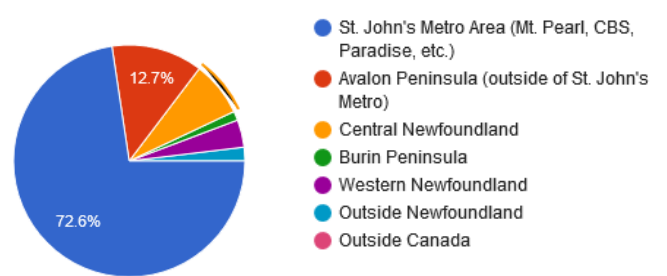
Demographics

Gender

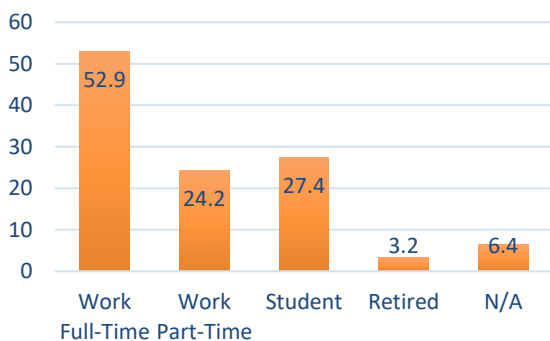
157 responses



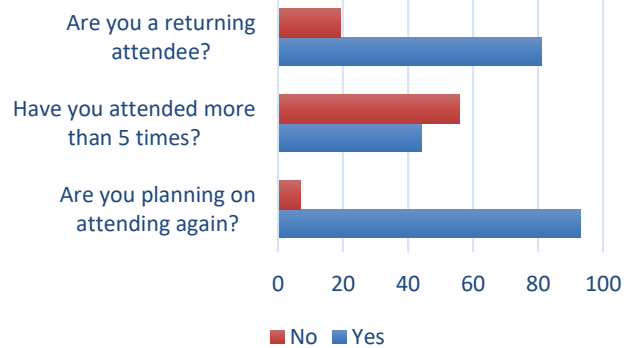
Where do you live?



How Do You Spend Your Day?



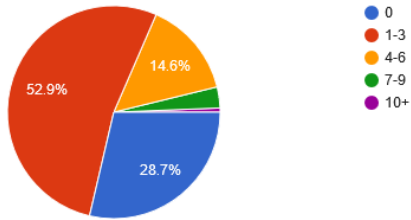
Attendance



Spending

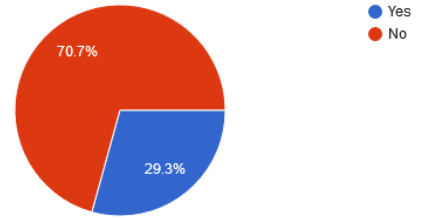
How many times did you eat at a local restaurant or fast food during your visit to Sci-Fi On The Rock?

157 responses



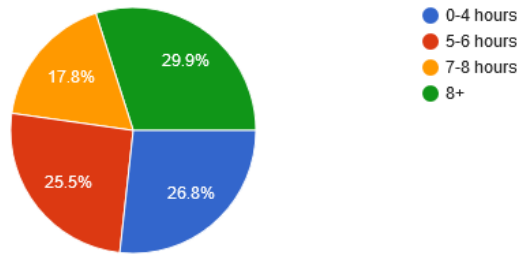
Did you do any shopping away from the convention?

157 responses



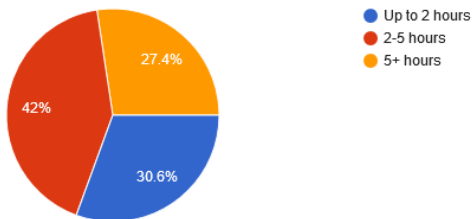
How many hours did you spend at the convention each day?

157 responses



How much time did you spend with our vendors/exhibitors?

157 responses



During that time, how much shopping did you do (approximately)?

157 responses

